

Gardner Denver

10-1200 SCFM | NON-CYCLING DRYER

RGD Series



Refrigerated Global Design

RGD series refrigerated air dryers offer the perfect balance between technology and simplicity to dry compressed air systems to a stable ISO 8573-1 Air Quality, Class 4 to 5 pressure dew point.



Design Features

RGD 10-50 SCFM


- Smooth bore, copper tube-on-tube heat exchangers
- Centrifugal separator efficiently captures condensate
- Static condenser design provides trouble free, quiet operation
- Electronic drain valve



Copper
"Tube-on-Tube"
Heat Exchanger

RGD 75-1200 SCFM

- Stainless steel, cross flow heat exchangers optimize heat transfer and service life
- Compact design saves floor space
- Stainless steel inlet/outlet connections to prevent corrosion
- Timed electric condensate drain
- Integral demister/separator

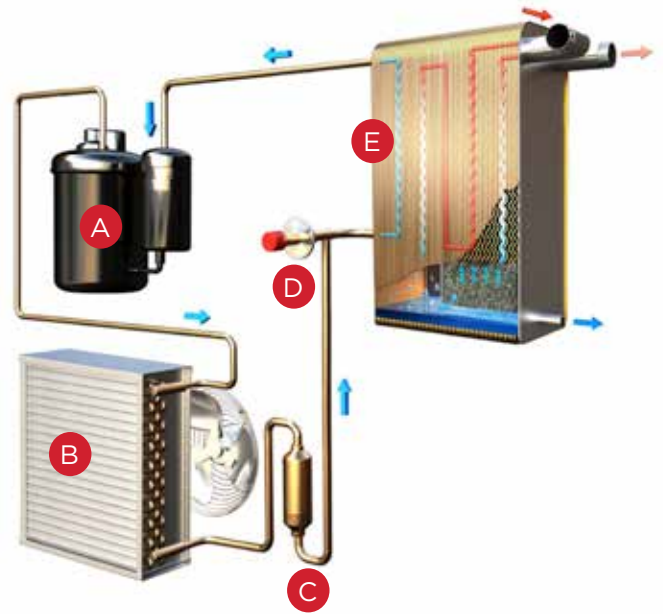


Stainless Steel
Demister/Separator

How it Works

Refrigeration Circuit

A hermetically sealed refrigerant compressor (A) takes in evaporated refrigerant and compresses it to a higher pressure. The air cooled condenser (B) turns the high pressure gas into a high pressure refrigerant. An in-line filter dryer (C) removes contaminants from the high pressure refrigerant gas. A constant pressure valve (D) reduces the pressure and regulates the flow of refrigerant into the heat exchanger (E).

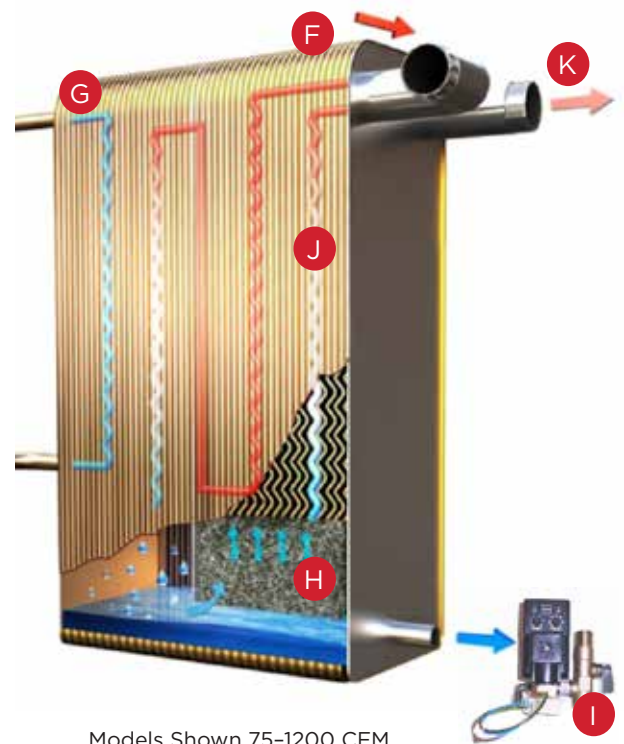


Models Shown 75-1200 CFM

Refrigerant is continuously circulated through the system

Air Circuit

Warm, saturated compressed air enters the air to air heat exchanger (F) and is cooled by the exiting air. The precooled air (G) then enters the air to refrigerant heat exchangers and is further chilled causing water vapor to condense. Condensed moisture is collected from the air stream by an integral separator (H) with stainless steel demister. Liquid condensate is removed from the separator by a (I) high performance drain. Cold air is then reheated in the air-to-air heat exchanger (J) to eliminate pipe line sweat. Clean dry air exits (K) the dryer and is now conditioned for use.



Models Shown 75-1200 CFM

Value at its Best

Efficient Condensate Management

- Increased calming zone and integral demister/separator captures liquid condensate and solid particles
 - Effectively removes condensate from 0-100% flow conditions without moisture carry-over
- Furnished with condensate drain
 - Electronic or timed electric (dependent on scfm range)

Safety First – Environmentally Friendly

- Models 10-125 scfm CFC free R134A refrigerant
- Models 150-1200 scfm R407C refrigerant
- CSA approved

Warranty Protection

- 2-Year Standard Warranty
- 3-Year Extended Warranty

- 1 Fan motor and blade assembly
- 2 Rugged, epoxy coated cabinet
- 3 Timed electric drain
- 4 Controls—models shown are 200-500 scfm
- 5 Stainless steel heat exchanger with integral demister separator
- 6 Refrigerant compressor
- 7 Constant expansion valve
- 8 Air-cooled condenser core



Take Control


Models 10-150 SCFM

- Illuminated on/off switch
- Dew point temperature display to monitor inlet load conditions



Models 200-1200 SCFM

- Illuminated on/off switch
- LED dew point temperature display
- EDV control
- Dry alarm contact
- Equipped with panel mounted drain timer control



International Air Quality Class Standards

ISO 8573-1, the international standard for compressed air quality, defines the amount of contamination permissible in compressed air. The ISO standard identifies three primary forms of contamination: solid particles, water and oil contaminants. These forms are classified and assigned to a quality class, ranging from Class 0 being the highest purity level to a Class 6, which is the most relaxed level.

Gardner Denver's RGD series refrigerated air dryers provide dry compressed air at a stable ISO 8573-1 Air Quality Class 4 to 5 pressure dew point.



Pre-Filtration Option

FIL Series—Grade C Filtration removes solids and oil contaminants from the air stream before entering the dryer.

ISO Air Quality Class

- Solids - Class 2
- Remaining Oil - Class 4
- Removes solids 1.0 micron & larger
- Remaining oil content 2.0 mg/m³

After-Filtration Option

FIL Series—Grade E Filtration provides high efficiency oil removal protecting downstream equipment.

ISO Air Quality Class

- Solids - Class 1
- Remaining Oil - Class 1
- Removes 99.999+% of solids \geq 0.01 micron
- Remaining oil content < 0.01 mg/m³



RGD SPECIFICATIONS

MODEL	INLET FLOW		PRESSURE DROP	VOLTAGE	DIMENSIONS						REFRIGERANT	IN/OUT CONNECTIONS	POWER CONSUMPTION	WEIGHT
	SCFM	NM ³ /H	PSI		HEIGHT		WIDTH		DEPTH			NPT	KW	LBS
					IN	MM	IN	MM	IN	MM				
RGD10A1	10	16	2.3		15	381	13	330	13	330		3/8" OD	0.21	64
RGD15A1	15	25	2.5		15	381	13	330	13	330		3/8" OD	0.24	69
RGD25A1	25	42	2.7		22	558	16	406	15	381		3/4"	0.47	88
RGD35A1	35	59	2.9		22	558	16	406	15	381		3/4"	0.47	92
RGD50A1	50	84	2.9	115/1/60	22	558	20	508	20	508	R 134a	3/4"	0.63	101
RGD75A1	75	127	2.5		24	609	15	381	33	838		1"	0.52	123
RGD100A1	100	170	3.3		24	609	15	381	33	838		1"	0.65	129
RGD125A1	125	212	3.7		24	609	15	381	33	838		1"	0.68	135
RGD150A1			3.0		21	533	13	330	30	762		1"	1.11	161
RGD150A2	150	255	3.7	230/1/60	24	609	15	381	35	889	R 407c	1"	0.91	152
RGD200A2			2.4	230/1/60	30	762	18	457	37	940		2"	1.53	196
RGD200A4	200	340	2.6	460/3/60	30	762	17	432	36	914	R 134a	1 1/2"	1.42	183
RGD250A2			2.2	230/1/60	30	762	18	457	37	940	R 407c	2"	1.87	181
RGD250A4	250	424	2.8	460/3/60	30	762	17	432	36	914	R 134a	1 1/2"	1.98	211
RGD300A2			1.7	230/1/60	32	812	20	508	44	1118	R 407c	2"	2.09	252
RGD300A4	300	509	3.1	460/3/60	30	762	20	508	38	965	R 134a	1 1/2"	2.05	219
RGD400A2			2.6	230/1/60	32	812	20	508	44	1118	R 407c	2"	2.83	270
RGD400A4	400	680	2.5		30	762	21	787	38	965	R 134a	2"	2.5	232
RGD500A4	500	849	3.0		32	812	22	558	48	1218		2"	3.18	328
RGD600A4	600	1019	3.7		32	812	22	558	50	1270		2"	3.8	353
RGD600W4	600	1019	3.7		32	812	22	558	50	1270		2"	3.8	353
RGD800A4	800	1359	2.8	460/3/60	59	1450	30	762	42	1067		3" FLG	5.4	687
RGD800W4	800	1359	2.8		59	1450	30	762	42	1067	R 407c	3" FLG	5.4	687
RGD1000A4	1000	1699	2.9		64	1626	29	737	45	1143		4" FLG	6.6	786
RGD1000W4	1000	1699	2.9		64	1626	29	737	45	1143		4" FLG	6.6	786
RGD1200A4	1200	2038	3.9		64	1626	29	737	45	1143		4" FLG	8.66	810
RGD1200W4	1200	2038	3.9		64	1626	29	737	45	1143		4" FLG	8.66	810

Maximum Inlet Air Temperature: 120°F (49°C) Maximum Operating Pressure: 250 psig (Models RGD25-50), 232 psig (Models RGD75-500). Above conditions tested at 100°F inlet air temperature, 100% saturated inlet air, 100 psig operating pressure and 100°F ambient air temperature.

OPERATING CONDITIONS

MODEL	MAX INLET AIR PRESSURE		MIN INLET AIR PRESSURE		MAX INLET AIR TEMPERATURE		MIN INLET AIR TEMPERATURE		MAX AMBIENT AIR TEMPERATURE		MIN AMBIENT AIR TEMPERATURE		
	SCFM	PSIG	BARG	PSIG	BARG	°F	°C	°F	°C	°F	°C	°F	°C
5-10 to 50		250	17	30	2	120	49	40	4	110	43	45	7
75-500		232	16	10	1	120	49	40	4	110	43	45	7
600-1200		232	16	43	3	120	49	45	7	110	43	34	1

CAPACITY CORRECTION FACTORS

To adjust the dryer capacity for non-standard conditions, use the Capacity Correction Factors (multipliers) from the tables below. **Sizing Example:** What is the capacity of an RGD100 at 100°F inlet air temperature, 150 psig working pressure and 110°F ambient air temperature? **Answer:** 100 scfm (rated flow from RGD specifications table) × 1.08 (correction factor for inlet air temperature, table 1) × 0.94 (correction factor for ambient air temperature, table 2) = 102 scfm

INLET AIR PRESSURE		INLET AIR TEMPERATURE			
PSIG	BARG	90°F/32°C	100°F/38°C	110°F/43°C	120°F/49°C
80	5.6	1.19	0.95	0.77	0.63
100	6.9	1.25	1	0.82	0.68
125	8.6	1.3	1.05	0.86	0.72
150	10.3	1.34	1.08	0.9	0.75
175	12.1	1.37	1.11	0.92	0.78
200	13.8	1.39	1.14	0.95	0.8
250	17.2	1.43	1.17	0.98	0.83

AMBIENT AIR TEMPERATURE	80°F/27°C	90°F/32°C	100°F/38°C	110°F/43°C
Multiplier	1.12	1.06	1	0.94

The leader in every market we serve
by continuously improving all business processes
with a focus on innovation and velocity

Gardner
Denver[®]

Gardner Denver, Inc.

1800 Gardner Expressway
Quincy, IL 62305
866-440-6241

www.gardnerdenverproducts.com



©2020 Gardner Denver, Inc. Printed in U.S.A.
GA-RGD 2nd Ed. 3/20

 Please recycle after use.